

4

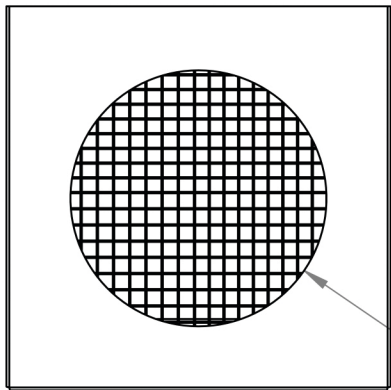
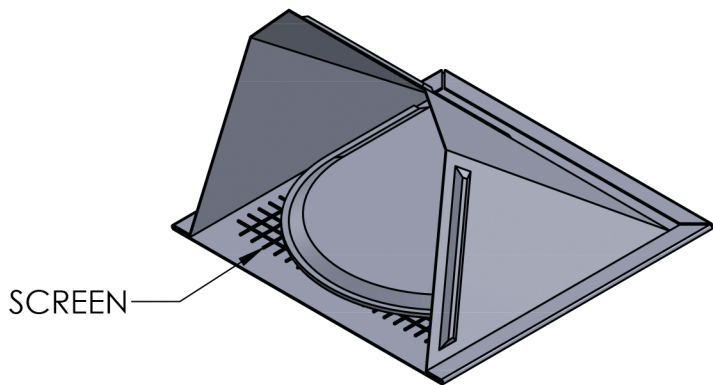
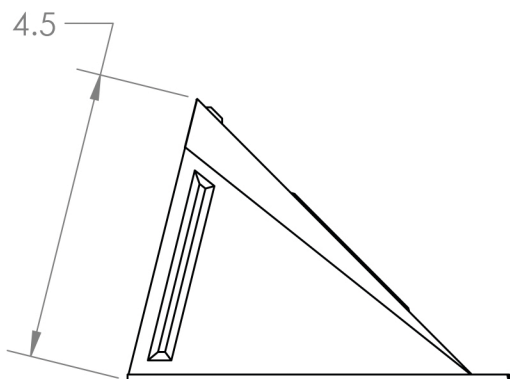
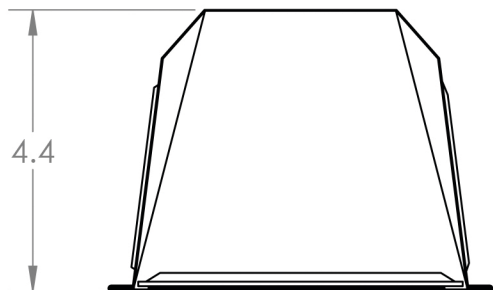
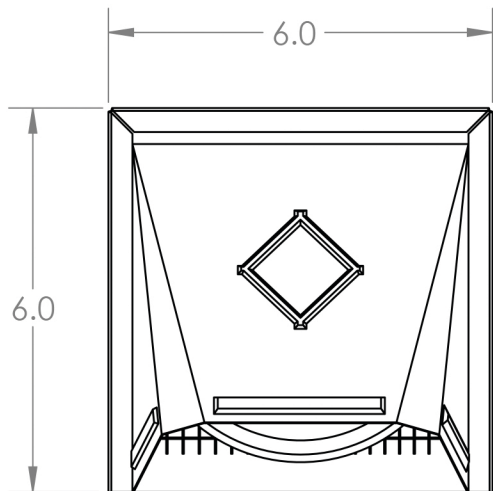
3

2

1

B

B



Ø 4.0

A

A

**PROPRIETARY AND CONFIDENTIAL**  
THE INFORMATION CONTAINED IN THIS  
DRAWING IS THE SOLE PROPERTY OF  
LAMBRO. ANY REPRODUCTION IN PART  
OR AS A WHOLE WITHOUT THE WRITTEN  
PERMISSION OF LAMBRO IS PROHIBITED.

		UNLESS OTHERWISE SPECIFIED:		NAME	DATE
		DIMENSIONS ARE IN INCHES	DRAWN		
		TOLERANCES:	CHECKED		
		FRACTIONAL ± 1/16	ENG APPR.		
		ANGULAR: MACH ± 1 BEND ± 0.1	MFG APPR.		
		TWO PLACE DECIMAL ± 0.01			
		THREE PLACE DECIMAL ± 0.005			
		INTERPRET GEOMETRIC	Q.A.		
		TOLERANCING PER:	COMMENTS: Net Free Area (NFA) Without Screen: 20.5 sq. in. With Screen: 17 sq. in.		
		MATERIAL			
		FINISH			
NEXT ASSY	USED ON				
APPLICATION		DO NOT SCALE DRAWING			



Lambro Industries, Inc.  
115 Albany Ave.  
Amityville, NY 11701  
(631) 842-8088  
www.lambro.net

TITLE: 4" Galvanized Steel Wall Exhaust Hood Vent  
Damper - 1/4" Wire Mesh Screen  
Flush Mount

Cover, Base & Damper: 26 Gauge

SIZE	DWG. NO.	REV
<b>B</b>	<b>34400GMSNT</b>	

SCALE: 1:3	WEIGHT:	SHEET 1 OF 1
------------	---------	--------------

4

3

2

1