

4

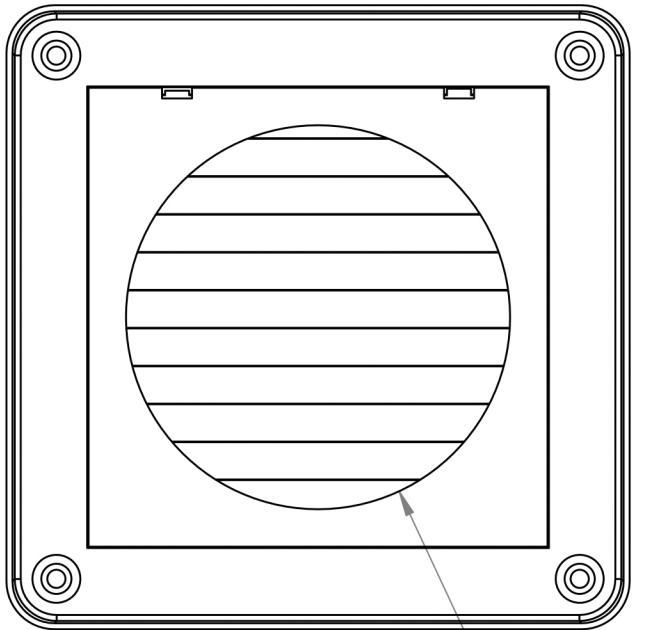
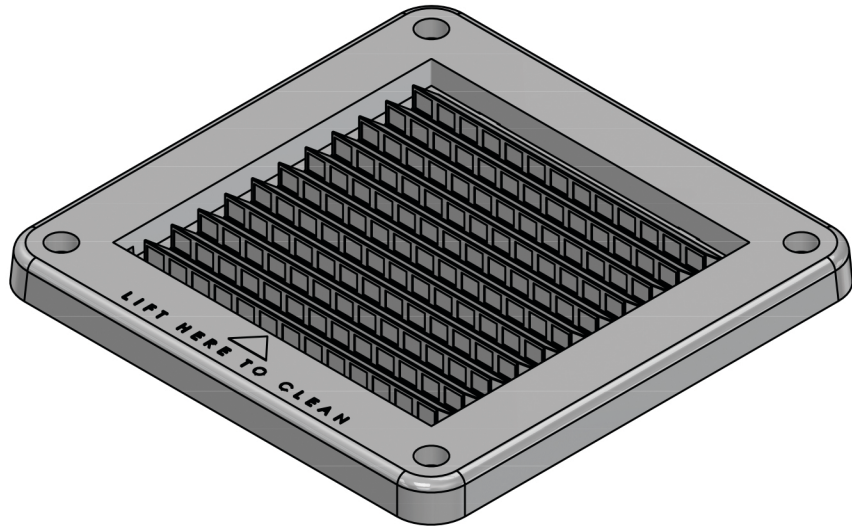
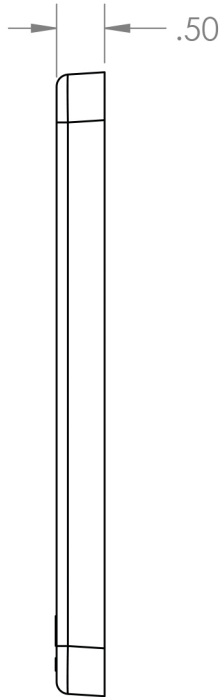
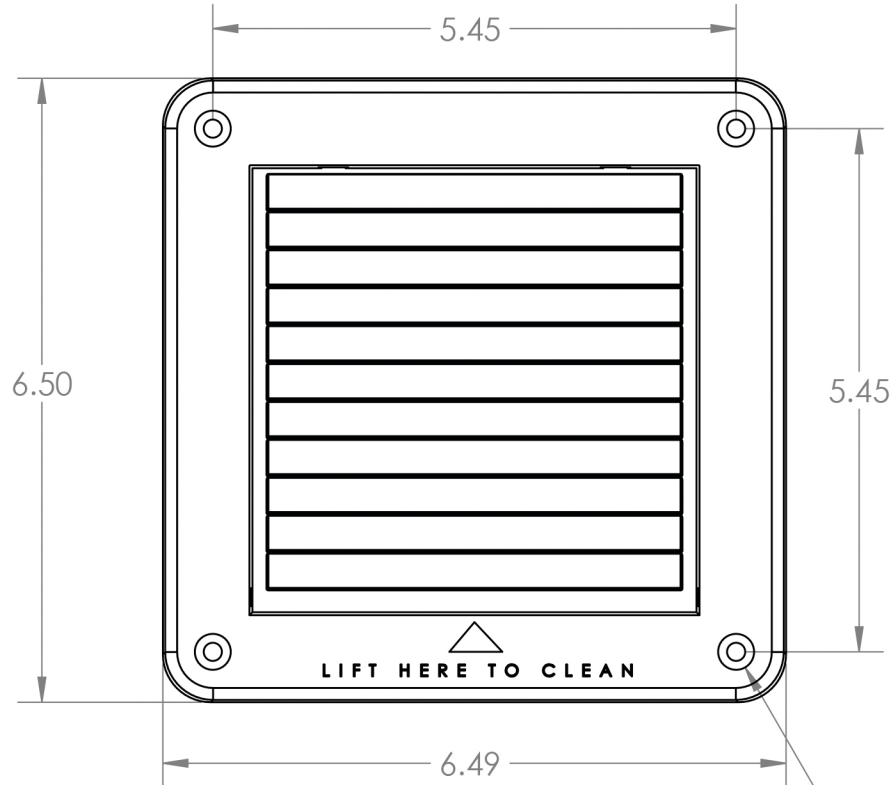
3

2

1

B

B



4X Ø .19 THRU ALL
□ Ø .38 ▽ .25

PROPRIETARY AND CONFIDENTIAL
THE INFORMATION CONTAINED IN THIS
DRAWING IS THE SOLE PROPERTY OF
LAMBRO. ANY REPRODUCTION IN PART
OR AS A WHOLE WITHOUT THE WRITTEN
PERMISSION OF LAMBRO IS PROHIBITED.

		UNLESS OTHERWISE SPECIFIED:		NAME	DATE
		DIMENSIONS ARE IN INCHES	DRAWN		
		TOLERANCES:	CHECKED		
		FRACTIONAL ± 1/16	ENG APPR.		
		ANGULAR: MACH ± 1 BEND ± 0.1	MFG APPR.		
		TWO PLACE DECIMAL ± 0.01			
		THREE PLACE DECIMAL ± 0.005			
		INTERPRET GEOMETRIC	Q.A.		
		TOLERANCING PER:	COMMENTS:		
		MATERIAL	Net Free Area (NFA)		
		FINISH	9 sq. in.		
NEXT ASSY	USED ON				
APPLICATION		DO NOT SCALE DRAWING			



Lambro Industries, Inc.
115 Albany Ave.
Amityville, NY 11701
(631) 842-8088
www.lambro.net

TITLE: 4" Plastic Fresh Air Intake Vent - Flush Mount
Removable Screen

SIZE	DWG. NO.	REV
B	604W-ML-NC	
SCALE: 1:2	WEIGHT:	SHEET 1 OF 1

4

3

2

1

A

A